



# SCHOOL-SCOUT.DE

Unterrichtsmaterialien in digitaler und in gedruckter Form

**Auszug aus:**

*Stationenlernen: Englische Grammatik für Klasse 6*

Das komplette Material finden Sie hier:

[School-Scout.de](http://School-Scout.de)



**Inhalt**

Station 1: The indefinite article.....	3
Station 2: The indefinite article II.....	6
Station 3: Numbers .....	9
Station 4: Numbers II .....	12
Station 5: Numbers IV .....	15
Station 6: Prepositions .....	18
Station 7: Word order .....	21
Station 8: Word order II .....	24
Station 9: Word order III .....	27
Station 10: Word order IV .....	30
Station 11: Present progressive .....	33
Station 12: Simple present or present progressive.....	36
Station 13: Simple present or present progressive II .....	38
Station 14: Questions with question words.....	41
Station 15: Can, must and may .....	44
Station 16: Simple Past or simple present .....	47
Station 17: "Some" or "any" .....	50
Station 18: Adjectives.....	53
Station 19: The comparison of adjectives .....	56
Station 20: Will or going-to future .....	59
Solutions.....	62

### Station 3: Numbers

**Your tasks:**

1. Write down the results in English.

a)  $3 =$  \_\_\_\_\_

f)  $3 \times 27 =$  \_\_\_\_\_

b)  $15 =$  \_\_\_\_\_

g)  $153 - 67 =$  \_\_\_\_\_

c)  $157 =$  \_\_\_\_\_

h)  $428 + 239 =$  \_\_\_\_\_


d)  $12 =$  \_\_\_\_\_

i)  $75 \times 4 =$  \_\_\_\_\_

e)  $11 =$  \_\_\_\_\_


j)  $476 + 331 =$  \_\_\_\_\_

2. Look at the picture. Find out the numbers in the picture and write them down as numbers and as words.



numbers	as words

3. In the picture you see three cubes. Write down all possible combinations. Write them as numbers and as words.



numbers	as words
<b>6 5 2</b>	

## Station 5\_DIFF\_2: Numbers IV

### Deine Aufgabe:

Finde den Abstand zwischen den Städten heraus und schreibe das Zahlwort auf Englisch auf.

	Bielefeld	Bonn	Bremen	Dortmund	Flensburg	Hannover	Karlsruhe	Köln	Leipzig	Lindau	Lübeck
Aachen	259	93	367	148	655	358	<b>358</b>	70	591	645	552
Düsseldorf	181	77	299	53	572	319	795	40	527	631	473
Flensburg	418	618	282	508		319	795	590	567	1054	162
Frankfurt a. M.	323	180	450	224	663	354	142	190	402	429	552
Garmisch-Partenkirche	695	573	819	702	1016	704	376	643	517	153	905
Hamburg	250	455	122	349	495	627	483	431	399	888	55
Hannover	114	323	123	213	319		483	294	267	744	213
Karlsruhe	457	280	584	358	795	483		305	502	299	684
Kiel	348	560	212	447	95	249	725	520	497	986	77
Köln	191	27	319	90	590	294	305		520	596	488
Konstanz	644	509	799	584	996	684	241	533	555	42	885
Leipzig	372	501	369	466	587	267	502	520		555	456

From Aachen to Karlsruhe it is \_\_\_\_\_

The distance from Kiel to Lindau is \_\_\_\_\_

The distance covered from Kiel to Hannover is \_\_\_\_\_

From Leipzig to Dortmund we have to drive \_\_\_\_\_

Frankfurt a. M. is \_\_\_\_\_ away from Lübeck.

From Hannover to Bielefeld it is \_\_\_\_\_

The distance covered from Garmisch-Partenkirchen to Köln is

\_\_\_\_\_

## Station 8: Word order II

**Your task:**

Find the words in the rows across and make up a complete sentence.

1.

a	a	o	c	c	o	o	k	s	h	k	l
n	m	r	a	o	u	a	l	w	a	y	s
ß	f	t	h	e	a	e	t	i	m	n	o
o	u	p	q	p	o	t	a	t	o	e	s
n	m	o	t	h	e	r	r	f	e	a	n

2.

n	u	o	a	e	e	w	u	i	u	o	u	m	o
l	o	s	o	m	e	t	i	m	e	s	s	ß	k
l	k	f	t	f	t	h	e	l	f	e	n	i	t
ß	z	s	h	i	r	t	b	f	l	k	m	b	z
y	j	g	r	a	n	d	m	o	t	h	e	r	m
x	x	v	w	w	a	s	h	e	s	z	r	q	u

3.

t	z	h	s	c	h	u	r	c	h	k
f	d	k	l	i	n	g	o	f	n	z
g	j	y	u	s	u	a	l	l	y	s
b	ß	s	a	t	u	r	d	a	y	j
a	o	b	i	r	s	t	o	y	u	d
t	o	n	g	u	b	i	e	f	b	i
k	u	o	m	w	e	k	e	s	t	l

## Station 19\_DIFF\_2: The comparison of adjectives

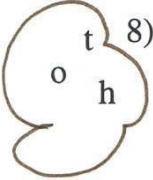
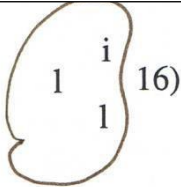

**Deine Aufgabe:**

Welche Adjektive sind in den Wolken versteckt? Fülle sie ein und schreibe ihre Steigerungsformen in dein Heft.

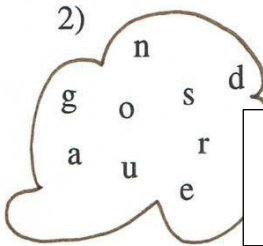
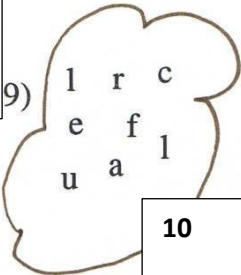
1

16

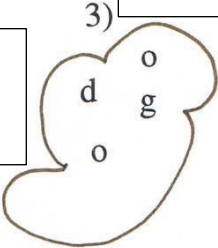
8



9

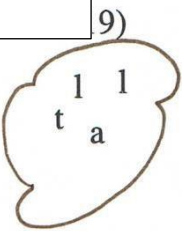


2

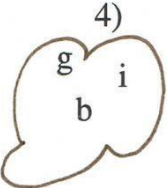
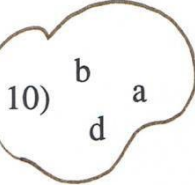


3

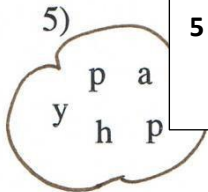
9



10


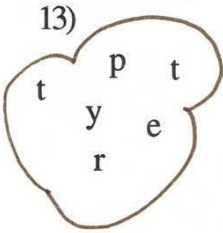


4

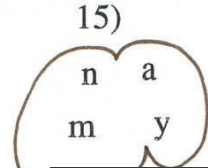


5

13





11

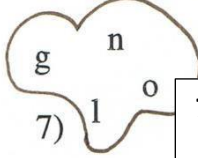


15

6

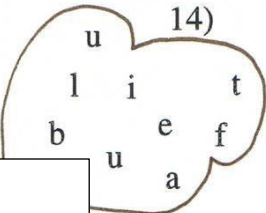



17

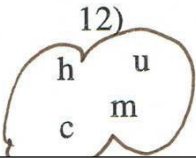


7

18



14



12

**Station 15:**

- |                |                |                    |
|----------------|----------------|--------------------|
| 1) can         | 2) May         | 3) must            |
| 4) must not    | 5) can't       | 6) must / can't    |
| 7) May         | 8) can't       | 9) must not        |
| 10) can / must | 11) May        | 12) must / needn't |
| 13) can / must | 14) must       | 15) May            |
| 16) musn't     | 17) must / can |                    |

**Station 16**

- |   |  |
|---|--|
| 1) <u>Yesterday</u> Mrs Miller got up at 9 o'clock. On other days she gets up at 7 o'clock. | 5) <u>Every</u> year Mr Miller plants vegetables.  |
| 2) Mrs Miller <u>often</u> buys potatoes for dinner.  | 6) Bobby lost some money a few days <u>ago</u> .   |
| 3) <u>Last year</u> the Millers went to a lake for their holidays.                          | 7) Mr Miller reads the newspaper <u>every</u> day. |
| 4) Bobby <u>always</u> wears caps.  | 8) <u>On Tuesday</u> , they had sunshine.          |

Simple present:           often, every, always  
Simple past:               yesterday, last ..., on ..., ... ago

**Station 17**

- |         |          |         |          |
|---------|----------|---------|----------|
| 1) some | 2) any   | 3) any  |          |
| 4) some | 5) some  | 6) any  |          |
| 7) Some | 8) any   | 9) any  |          |
| 10) any | 11) some | 12) any | 13) some |

Rule: "Some" benutzt man in bejahten Aussagesätzen und "any" benutzt man in verneinten Sätzen sowie in "echten Fragen".



# SCHOOL-SCOUT.DE

Unterrichtsmaterialien in digitaler und in gedruckter Form

**Auszug aus:**

*Stationenlernen: Englische Grammatik für Klasse 6*

Das komplette Material finden Sie hier:

[School-Scout.de](http://School-Scout.de)

