

SCHOOL-SCOUT.DE



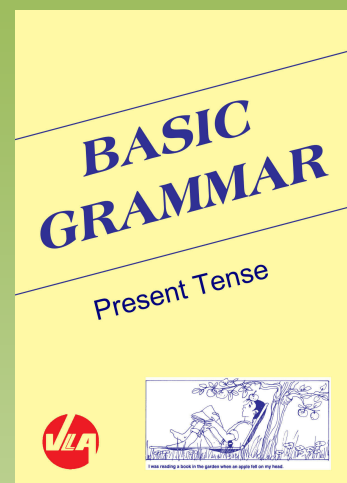
Unterrichtsmaterialien in digitaler und in gedruckter Form

Auszug aus:

Present Tense - Basic Grammar

Das komplette Material finden Sie hier:

School-Scout.de



1. PRESENT TENSE

1. Progressive Form



Peter *is working* in the kitchen.

Mit Present Tense Progressive Form werden Handlungen oder Tätigkeiten beschrieben, die im Augenblick des Sprechens ablaufen.

Signalwörter: NOW AT THE MOMENT LOOK LISTEN

Bildung der Present Tense Progressive Form:

Verbform in der Grundform + Nachsilbe -ing
z.B. to sing + -ing = singing

Beachte:

a) Stummes -e am Wortende fällt weg:

to take -e + ing = taking
to have -e + ing = having
to come -e + ing = coming

b) Verdoppelung der Endkonsonanten nach kurz gesprochenen Vokalen:

to stop + p + ing = stopping
to run + n + ing = running
to get + t + ing = getting

c) Formen des Hilfsverbs "to be":

I am (I'm)
you are (you're)
he is (he's)
she is (she's)
it is (it's)


we are (we're)
you are (you're)
they are (they're)

learning English now.

2. EXERCISES

A. What are they doing?


Look at these pictures and say what these people are doing.



1. What is Mr Miller doing?



2. What is Tom doing?



3. What are Mike and Susan doing?



4. What is Jill doing?

B. Complete these sentences:

1. (to listen) Mr Dean _____ to the radio.
2. (to read) Mrs Dean _____ the paper.
3. (to repair) Pete _____ his bike.
4. (to ride) Liz _____ her bike.
5. (to run) The cat _____ away.
6. (to watch) The dog _____ the cat.
7. (to sing) The birds _____ in the tree.
8. (to shine) The sun _____.
9. (to swim) Tom _____ in the lake.
10. (to take) The birds _____ Tom's sandwich away.

SCHOOL-SCOUT.DE



Unterrichtsmaterialien in digitaler und in gedruckter Form

Auszug aus:

Present Tense - Basic Grammar

Das komplette Material finden Sie hier:

School-Scout.de

