



# SCHOOL-SCOUT.DE

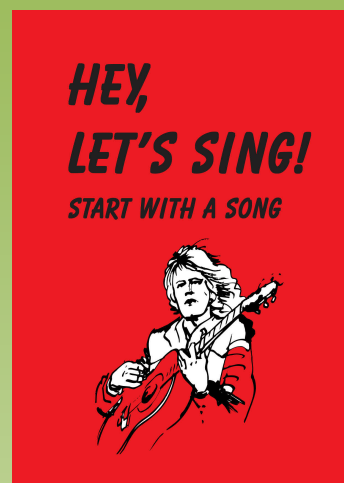
Unterrichtsmaterialien in digitaler und in gedruckter Form

## Auszug aus:

*Hey, let's sing - start with a song - mit Audiodateien*

Das komplette Material finden Sie hier:

[School-Scout.de](http://School-Scout.de)



# Hey, let's sing

## No 1

**Start with a song**

Jürgen Kienzler  
Gottfried Kumpf


# 1. Good morning


Good morn-ing, good morn-ing, good morn-ing to you! Good  
morn-ing, Mis-ter Mil - ler and how are you?

The musical score is written on two staves in 3/4 time. The first staff contains the melody for the first line of the song, with a treble clef and a key signature of one flat (F major). The notes are: G4 (quarter), A4 (quarter), B4 (quarter), C5 (quarter), B4 (quarter), A4 (quarter), G4 (quarter), F4 (quarter), E4 (quarter), D4 (quarter), C4 (quarter). Chords are indicated above the staff: C above the first two notes, F above the fifth note, and C above the last two notes. The second staff contains the melody for the second line, with a treble clef and a key signature of one flat. The notes are: G4 (quarter), A4 (quarter), B4 (quarter), C5 (quarter), B4 (quarter), A4 (quarter), G4 (quarter), F4 (quarter), E4 (quarter), D4 (quarter), C4 (quarter). Chords are indicated above the staff: G7 above the first note, C above the second note, G7 above the fifth note, and C above the last note.

Good morning, good morning, good morning to you!  
Good morning Mister Miller and how are you?









Denis Eileen Tom  
Norman Ted Helen  
Shirley Bob



Hello, I'm .....

Hello, I'm .....



Hello, .....

H .....

Choose a name and write it down.





# SCHOOL-SCOUT.DE

Unterrichtsmaterialien in digitaler und in gedruckter Form

## Auszug aus:

*Hey, let's sing - start with a song - mit Audiodateien*

Das komplette Material finden Sie hier:

[School-Scout.de](http://School-Scout.de)

