



SCHOOL-SCOUT.DE

Unterrichtsmaterialien in digitaler und in gedruckter Form

Auszug aus:

Dialoge im Englischunterricht - 7./8. Klasse

Das komplette Material finden Sie hier:

School-Scout.de



Patrick Büttner

Dialoge im Englischunterricht

Differenziertes Arbeitsmaterial zur Schulung der Sprechkompetenz

Inhaltsverzeichnis

English dialogues

Klassenstufe 7/8

1	Talking about hobbies	2
2	Solving conflicts	7
3	About electronic media	11
4	An interview with my favourite sports star	16
5	Problems	20
6	At the sports outfitters	25
7	Booking a hotel	29
8	Reasons to complain – a telephone call	33
9	Scotland – at the tourist information centre	37
10	New York, New York	41
	Materialseiten	46

Zu dieser Mappe:

English dialogues bietet Wortmaterial, Sprachstrukturen, Beispieldialoge und Arbeitsblätter zum Erstellen von Dialogen in zwei Differenzierungsstufen. Zu einigen Dialogen ist zudem zusätzliches Material enthalten.


Mithilfe des vorliegenden Materials können Ihre Schüler weitgehend eigenständig Dialoge zu vorentlasteten Themen erstellen. Der jeweils zugehörige Beispieldialog eignet sich als Erwartungshorizont für die Lehrkraft, kann aber auch von lernschwächeren Schülerinnen und Schülern zum Auswendiglernen bzw. „read and look up“ genutzt werden, um auch diesen Lernenden eine angemessene Präsentation und ein Erfolgserlebnis vor der Klasse zu ermöglichen.

Die Materialseiten mit Wortschatz und „useful phrases“ sollten von der Lehrkraft vorab eingeführt werden. Sie dienen als zusätzliche Hilfe für Schüler aller Anforderungsniveaus. Der gleichbleibende Aufbau der Arbeitsblätter gibt den Schülern zudem weitere Sicherheit, sodass schnell positive Ergebnisse erzielt werden können.

Talking about hobbies

vocabulary

dancing	playing soccer	playing the guitar	writing stories
riding a bike	playing tennis	playing the piano	buying clothes
riding a horse	watching TV	playing games	going out
listening to music	meeting friends	reading books	eating out
playing on the computer	playing basketball	reading magazines	drawing pictures



useful phrases

starters:

Hello. / Hi.
Nice to see you.
Nice to meet you.

statements:

That's cool.
My favourite hobby is ...
Yes, I like ...
Great. I like ...
That's nice!
Have a good day.

questions:


How are you?
What is your favourite hobby?
What are your favourite hobbies?
How do you spend your weekends?

grammar:

simple present

the gerund

Talking about hobbies



friend 1: Hi. How are you?

friend 2: Hi. Thank you. I am fine. And you?

friend 1: I am fine, too. What is your favourite hobby?

friend 2: My favourite hobby is playing soccer.

friend 1: That's cool.

friend 2: And what is your favourite hobby?

friend 1: My favourite hobby is playing the guitar. I like playing instruments.

friend 2: That's nice. Do you have even more hobbies?

friend 1: Yes. I like reading books, especially Harry Potter and stuff like that. And you?

friend 2: I like meeting friends.

friend 1: What do you do for fun at the weekend?

friend 2: On Saturdays I like riding my bike. And on Sundays I like playing computer games.

friend 1: Great. I like playing basketball on Saturdays and just watching TV on Sundays.

friend 2: Fine. Sorry, I have to go now. Hope to see you soon. Bye bye.


friend 1: Okay. Have a good day. Good bye.

Think about:

Try to pronounce naturally and act out the dialogue.

Speak slowly.

Talking about hobbies



friend 1: Hi _____. How are you?

friend 2: Hi _____. Thank you. I am fine. And you?

friend 1: I am fine, too. What is your favourite hobby?

friend 2: My favourite hobby is _____.

friend 1: That's cool.

friend 2: And what is your _____ hobby?

friend 1: My favourite hobby is _____.

I like _____.

friend 2: That's nice. Do you have even more hobbies?

friend 1: Yes. I like _____. And you?

friend 2: I like _____.

friend 1: What do you do for fun at _____?

friend 2: On _____ I like _____.

And on _____ I like _____.

friend 1: Great. I like _____

on _____ and just _____

on _____.

friend 2: Fine. Sorry, I have to go now. Hope to _____.

Bye bye.

friend 1: Okay. Have a good day. Good bye.

Think about:

You can do whatever you want. You have to use the gerund.

Try to write an interesting dialogue. The sheet with vocabulary and useful phrases can help you.

Feedback Cards: Talking about hobbies

Feedback Card

I like your dialogue because ...

- you told us what hobbies you like.
- you spoke loud and clear.
- you used the items.
- you took turns very well.

Feedback Card

I like your dialogue because ...

- you told us what hobbies you like.
- you spoke loud and clear.
- you used the items.
- you took turns very well.

Feedback Card

I like your dialogue because ...

- you told us what hobbies you like. For example:

- you spoke loud and clear.
- you used the items.
- you took turns very well.

Feedback Card

I like your dialogue because ...

- you told us what hobbies you like. For example:

- you spoke loud and clear.
- you used the items.
- you took turns very well.



SCHOOL-SCOUT.DE

Unterrichtsmaterialien in digitaler und in gedruckter Form

Auszug aus:

Dialoge im Englischunterricht - 7./8. Klasse

Das komplette Material finden Sie hier:

School-Scout.de

