



# SCHOOL-SCOUT.DE

Unterrichtsmaterialien in digitaler und in gedruckter Form

**Auszug aus:**

*Dialoge im Englischunterricht - 5./6. Klasse - English dialogues*

Das komplette Material finden Sie hier:

[School-Scout.de](http://School-Scout.de)



Patrick Büttner

# Dialoge im Englischunterricht

Differenziertes Arbeitsmaterial zur Schulung der Sprechkompetenz

## Inhaltsverzeichnis

---

English dialogues

Klassenstufe 5/6

1	A shopping list for school .....	3
2	At the doctor's .....	7
3	An interview about sports .....	11
4	About pocket money .....	15
5	A weekend trip .....	19
6	Asking the way .....	23
7	At the bus stop.....	28
8	Christmas presents .....	32
9	Hobbies and interests .....	36
10	My last weekend .....	40
11	Summer holiday .....	44
	Materialseiten.....	48

Zu dieser Mappe:

*English dialogues* bietet Wortmaterial, Sprachstrukturen, Beispieldialoge und Arbeitsblätter zum Erstellen von Dialogen in zwei Differenzierungsstufen. Zu einigen Dialogen ist zudem zusätzliches Material, etwa ein Busfahrplan (At the bus stop) oder eine Straßenkarte (Asking the way) enthalten.

Mithilfe des vorliegenden Materials können Ihre Schüler weitgehend eigenständig Dialoge zu vorentlasteten Themen erstellen. Der jeweils zugehörige Beispieldialog eignet sich als Erwartungshorizont für die Lehrkraft, kann aber auch von lernschwächeren Schülerinnen und Schülern zum Auswendiglernen bzw. „read and look up“ genutzt werden, um auch diesen Lernenden eine angemessene Präsentation und ein Erfolgserlebnis vor der Klasse zu ermöglichen.

Die Materialseite mit Wortschatz und „useful phrases“ sollte von der Lehrkraft vorab bearbeitet werden. Sie dient als zusätzliche Hilfe für Schüler aller Anforderungsniveaus. Der gleichbleibende Aufbau der Arbeitsblätter gibt den Schülern zudem weitere Sicherheit, sodass schnell positive Ergebnisse erzielt werden können.

# A shopping list for school

## vocabulary

school bag	felt-tips	homework	lunch box
pen	teacher	pencil	hole punch
pencil case	pupil	calculator	scissors
rubber	exercise book	pencil sharpener	paper
glue stick	ruler	classmates	principal



## useful phrases

### mother:

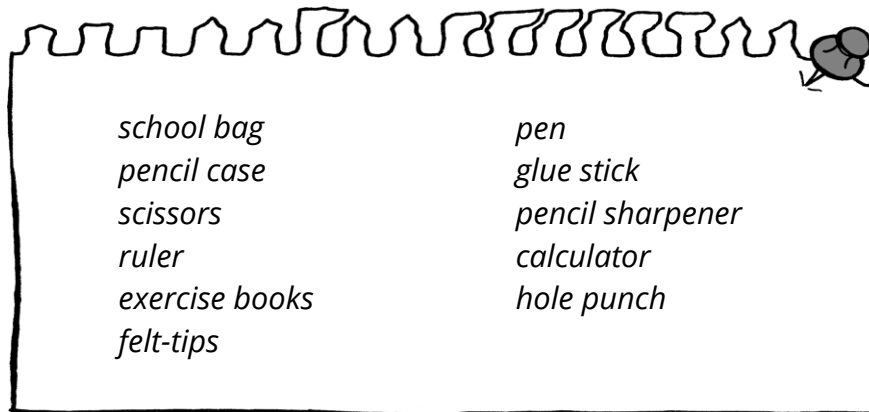
Good morning. / Hello.  
How are you?  
What's the matter?  
Let's see. / Let's look at the shopping list.  
Do you like your new school?  
What about a ...?  
And you need ...  
Anything else?  
Let's go.

### pupil:

Hello. / Hi.  
I am great, thank you.  
I don't think so.  
Yes, and I need a/an ...  
Thank you.  
Let's go.

# A shopping list for school

---



**A = mum or dad    B = your name**

A \_\_\_\_\_: Hello \_\_\_\_\_. How are you? Do you like your new school?

B \_\_\_\_\_: Hi \_\_\_\_\_. I'm great, thank you. Yes, I like my new school.

Our teachers are nice. Here I have got a shopping list for school things.

A \_\_\_\_\_: OK, let's look at the shopping list. You need a new school bag, right?

B \_\_\_\_\_: Yes. A blue and orange school bag for me, please.

A \_\_\_\_\_: OK. What about a pencil case?

B \_\_\_\_\_: A red pencil case, please. And I need a rubber, a pair of scissors, a ruler and many new exercise books.

A \_\_\_\_\_: OK, OK. And you need felt-tips, a pen and a glue stick, right?

B \_\_\_\_\_: Yes, but I need a pencil sharpener and a calculator, too.

A \_\_\_\_\_: That's a lot. And a new hole punch is a good idea.

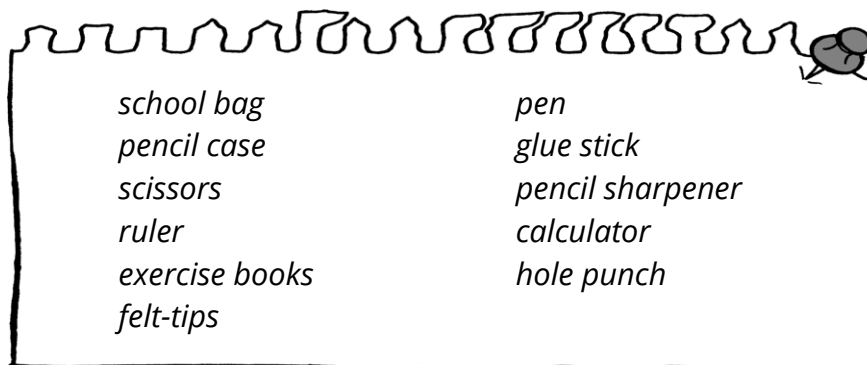
B \_\_\_\_\_: Yes. Thank you.

A \_\_\_\_\_: OK, let's go.

**Think about:**

Try to pronounce naturally and act out the dialogue.  
Speak slowly.

# A shopping list for school



colours: red, blue, green, brown, yellow, black, white, orange, purple, pink, grey


**A = mum or dad    B = your name**

- A \_\_\_\_\_: Hello \_\_\_\_\_. How are you? Do you like your new school?
- B \_\_\_\_\_: Hi \_\_\_\_\_. I'm great, thank you. Yes, I like my new school. Our teachers are nice. Here I have got a shopping list for school things.
- A \_\_\_\_\_: OK, let's look at the shopping list. You need a \_\_\_\_\_, right?
- B \_\_\_\_\_: Yes, \_\_\_\_\_. A \_\_\_\_\_ for me, please.
- A \_\_\_\_\_: OK. What about a \_\_\_\_\_?
- B \_\_\_\_\_: A \_\_\_\_\_, please. And I need a \_\_\_\_\_, a \_\_\_\_\_, a \_\_\_\_\_ and many new \_\_\_\_\_.
- A \_\_\_\_\_: OK, OK. And you need \_\_\_\_\_, a \_\_\_\_\_, and a \_\_\_\_\_, right?
- B \_\_\_\_\_: Yes, but I need a \_\_\_\_\_ and a \_\_\_\_\_, too.
- A \_\_\_\_\_: That's a lot. And a new \_\_\_\_\_ is a good idea.
- B \_\_\_\_\_: Yes \_\_\_\_\_. Thank you.
- A \_\_\_\_\_: OK, let's go.

## Think about:

Try to pronounce naturally and act out the dialogue.  
Speak slowly.  
Use many different colours.

# A shopping list for school



**A = mum or dad    B = your name**

A \_\_\_\_\_: Hello Sarah. How are you? Do you like your new school?

B \_\_\_\_\_: \_\_\_\_\_

A \_\_\_\_\_: \_\_\_\_\_

B \_\_\_\_\_: \_\_\_\_\_

A \_\_\_\_\_: \_\_\_\_\_

B \_\_\_\_\_: \_\_\_\_\_

A \_\_\_\_\_: \_\_\_\_\_

B \_\_\_\_\_: \_\_\_\_\_

A \_\_\_\_\_: \_\_\_\_\_

B \_\_\_\_\_: Yes, mum. Thank you.

A \_\_\_\_\_: OK, let's go.

**Think about:**

Try to create an interesting dialogue. It can be funny.

Pronounce naturally and act out the dialogue.

Speak slowly.

Think about the colours.

# At the doctor's

## vocabulary

feel tired	ill	medicine	toothache
stomach ache	doctor	pills	get well
headache	patient	thermometer	matter
sore throat	not feeling well	backache	earache
a temperature	a cold	tea	ache



## useful phrases

### doctor:

Good morning.  
Please sit down here.  
What's the matter?  
Let's see.  
Can you describe it?  
Maybe you have a cold.  
Do you have a temperature?  
Here, take this medicine.  
Anything else?  
Stay in bed.

### patient:

I feel ill. / I don't feel well.  
I have a sore throat / a cold / a  
stomach ache ...  
Yes, I have a temperature. I have got  
38.5 degrees.  
I don't think so.  
Yes, and I have ...  
Thank you, doctor.  
Good bye.



# SCHOOL-SCOUT.DE

Unterrichtsmaterialien in digitaler und in gedruckter Form

**Auszug aus:**

*Dialoge im Englischunterricht - 5./6. Klasse - English dialogues*

Das komplette Material finden Sie hier:

[School-Scout.de](http://School-Scout.de)

