

SCHOOL-SCOUT.DE

Unterrichtsmaterialien in digitaler und in gedruckter Form

Auszug aus:

Quer durch die 4. Klasse, Englisch - Übungsblock

Das komplette Material finden Sie hier:

School-Scout.de



Contents	Inhaltsverzeichnis	Seite
Colours	Farben	1
Numbers	Zahlen	2 - 4
Clothes	Kleidung	5
Days and months	Tage und Monate	6 - 7
Family and pets	Familie und Haustiere	8 - 9
Farm animals	Bauernhoftiere	10
At home	Zu Hause	11 - 14
Prepositions	Präpositionen	15 - 18
Jobs	Berufe	19 - 20
Pronouns	Pronomen/Fürwörter	21 - 22
Hobbies	Hobbys	23 - 25
Time	Uhrzeiten	26 - 31
Food and drinks	Essen und Getränke	32 - 39
Dishes and cutlery	Geschirr und Besteck	40
Shopping	Einkaufen	41 - 46
Vehicles	Fahrzeuge	47 - 49
At the station	Am Bahnhof	50
Finding the way	Den Weg finden	51 - 53
Wild animals	Wilde Tiere	54 - 61
In nature	In der Natur	62 - 63
Sightseeing	Besichtigung	64 - 66
Flags and countries	Fahnen und Länder	67 - 69
Final training	Endspurt	70 - 72
Lösungen		73 - 80

► What colour is it?

green – yellow – red – orange – brown –
blue – purple – pink – grey – black – white

The football is w _____ **i**

and _____ **i**

The teddy bear is _____ **i**

The pullover is _____ **i**

The dress is _____ **i**

The jeans are _____ **i**


The gloves are _____ **i**

The tree is _____ **i**

The rose is _____ **i**

The banana is _____ **i**

The cat is _____ **i**



► Wordsearch: find **11 colours** and **11 numbers** from 1 to 12.

green – yellow – ~~red~~ – orange – brown – blue – purple – pink – grey – black – white – ~~one~~ – two – three – four – five – six – seven – eight – nine – ten – eleven – twelve

	↑	↑	↑	↑									
	H	E	F	G	X	B	L	A	C	K	→		
	L	I	O	R	A	N	G	E	V	A	→		
	←	B	L	U	E	Y	S	E	V	E	N	→	
	←	T	H	R	E	E	I	W	Y	E	T		
1	←	E	F	O	N	E	X	H	E	L	W		
	←	N	E	I	G	H	T	I	L	E	E		
	T	S	U	R	Y	W	T	L	V	L			
	←	F	I	V	E	A	O	E	O	E	V		
	←	R	E	D	Y	B	R	O	W	N	E	→	
	←	P	U	R	P	L	E	P	I	N	K	→	

► One number is missing. Which one is it? –

Eine Zahl fehlt. Welche ist es?

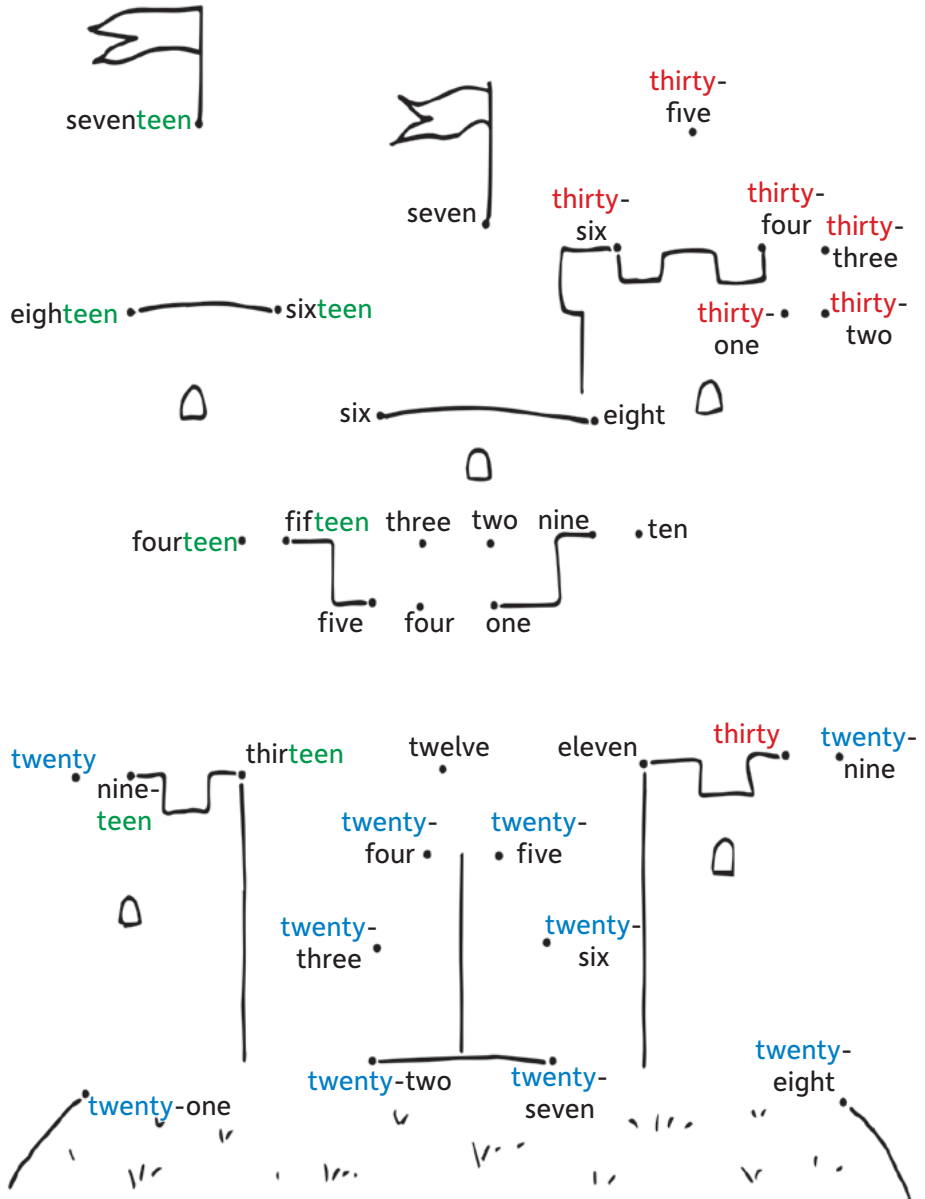
The missing number is number _____.

► Connect the numbers from one to thirty-six (1 to 36).

Tipp: thirteen = 13
fourteen = 14
fifteen = 15 ...

twenty = 20
twenty-one = 21
twenty-two = 22 ...

thirty = 30
thirty-one = 31
thirty-two = 32 ...



► Count. – Zähle und trage das passende Zahlwort ein!
Manche Wörter brauchst du mehrmals.



There are _____ children.

There is _____ banana.



There are _____ lollies.

There are _____ cherries.



There are _____ eggs.


There are _____ books.



There are _____ bottles of milk.



There are _____ birds: _____ blue
birds and _____ red birds.







There are _____ socks.

I have got _____ fingers on _____
hands or _____ fingers on each (= jeder) hand.



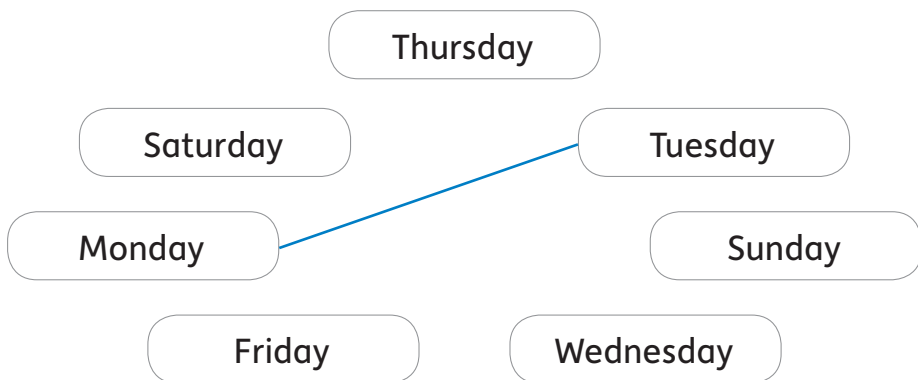
- one
- two
- three
- four
- five
- six
- seven
- eight
- ten
- eleven
- twelve

► Quiz puzzle: clothes to wear. Cut out and stick in. –
Die richtige Kleidung: Schneide aus und klebe auf!

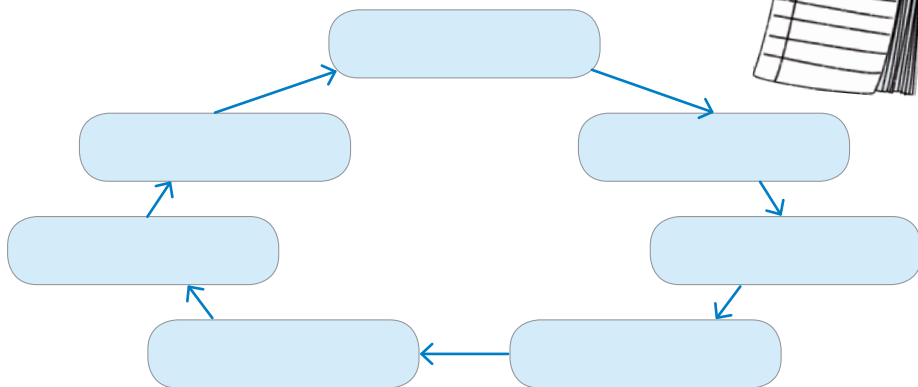
<p>I wear ... on my legs.</p> 	<p>I wear ... on my feet.</p> 	<p>I wear ... on my hands.</p> 
<p>In winter I wear a ... on my head.</p> 	<p>I wear a ... around my neck.</p> 	<p>I wear ... when the weather is sunny.</p> 
<p>I wear a ... when the weather is rainy.</p> 	<p>I wear a ... when it's cold.</p> 	<p>I wear ... when it's warm outside.</p> 



- Sort the days of a week into the right order. –
 Verbinde die Wochentage in der richtigen Reihenfolge!



- Write the days in the right order.



- What day comes after → .../ ← before ...? –
 Welcher Tag kommt nach .../vor ...?

after Sunday: _____ before Saturday: _____

after Thursday: _____ before Monday: _____

after Monday: _____ before Friday: _____

Seite 55

 kasen snake 1 14	 bearz zebra 2
 ferfiga giraffe 3 10	 pheelant elephant 5
 gerit tiger 5	 popih hippo 6
 ilocodder crocodile 13 7	 yemkon monkey 8
 ankorago kangaroo 9 11	 nilo lion 12

Lösung:

S A F A R I N A F R I C A












Eine „Safari“ ist eine Reise, bei der man wilde Tiere in freier Natur beobachten kann.

Seite 56

c	r	o	c	o	d	i	l	e
d	r	h	i	p	p	o	s	w
y	g	i	r	a	f	f	e	a
u	m	o	n	k	e	y	r	r
s	a	v	a	u	r	i	t	e
n	k	a	n	a	r	a	o	o
a	a	n	i	z	e	b	r	a
k	m	a	l	t	i	g	e	r
e	l	e	p	h	a	n	t	i

Draw your favourite animal!
(= Zeichne dein Lieblingstier!)







Seite 57

	run	
	swim	
	fly in a plane	
	jump	
	read a book	
	climb a tree	


- Can dolphins swim? **Yes, they can.** Z
- Can penguins fly? **No, they can't.** E
- Can monkeys climb trees? **Yes, they can.** O
- Can snakes run? **No, they can't.** L
- Can zebras read books? **No, they can't.** I
- Can kangaroo jump? **Yes, they can.** O


Write down the letter for every **Yes, they can:** ZOO


Seite 58


jumping		The monkey is climbing .
climbing		The monkey is jumping .
riding		A baby monkey is drinking .
drinking		A baby monkey is riding on the mother's back.
sleeping		The monkey is eating .
eating		The monkey is sleeping .


Seite 59


My favourite animal is yellow and brown. It has got a long neck (= Hals). 


My favourite animal is brown and can climb. 


My favourite animal is black and white. It looks like (= sieht aus wie) a horse. 

My favourite animal is grey. It is a very good swimmer. 









My favourite animal is green. It's very long, but it hasn't got legs. 

My favourite animal is big and grey. It has got big ears. 

My favourite animal is colourful. It can fly. 

My favourite animal is small. It has got eight legs. 

Seite 60

Seite 61



Sue: I turn left. I go and see the **crocodiles**.

I turn right and go on to the next animal: On the left, I see the **lions**. I go straight on. On the left, I see the **elephants**. On the right, I see the **zebras**. I turn right and go straight on to the restaurant.




John: I turn right. I go and see the penguins. I turn left. I go and see the polar bear. I turn right. I see the monkey. I turn left and go straight on to the restaurant.

Seite 62

S	O	M	I	P	U	L	C	Y	A	N	F	O	B	
E	L	O	H	V	E	B	A	O	T	K	A	R	O	U
A	G	U	C	Y	F	P	K	C	U	G	R	A	S	S
S	G	N	F	L	O	W	E	R	X	T	I	N	E	H
I	N	T	R	U	R	R	J	F	Y	C	V	A	B	T
D	P	A	Y	B	E	A	C	H	Z	W	E	T	U	C
E	R	I	K	U	S	I	Y	C	U	A	R	O	F	E
L	A	N	F	O	T	R	E	B	S	I	P	R	H	Y

The **cave** is missing.

Seite 63

	Let's go hiking in the mountains .	
	Let's go to the seaside .	
	Let's go fishing at the river .	
	Let's play football in the garden .	
	Let's go swimming in the lake .	
	Let's go into a cave .	

SCHOOL-SCOUT.DE

Unterrichtsmaterialien in digitaler und in gedruckter Form

Auszug aus:

Quer durch die 4. Klasse, Englisch - Übungsblock

Das komplette Material finden Sie hier:

School-Scout.de

