

SCHOOL-SCOUT.DE




Unterrichtsmaterialien in digitaler und in gedruckter Form

Auszug aus:

Cross Curriculum Creativity - Geography - Book 4: Resources

Das komplette Material finden Sie hier:

School-Scout.de





Contents

Introduction	5
Forestry	
Forest - Information Sheet	6
Forests of the World	7
Forests in the World	8
Forests for the World	9
Types of Forests	10
Forests Give us Wood	11
From Tree to Table	12
Logging	13
Take Care of the Forest	14
Forests	15
Wood	16
Deforestation	17
Energy Resources	
Energy Resources - Information Sheet	18
Energy Resources	19
Non-Renewable Energy Resources	20
Renewable Energy Resources I	21
Renewable Energy Resources II	22
Alternative Forms of Energy	23
More About Energy	24
All About Oil	25
Oil and Natural Gas	26
Oil Is Important	27
"Black Gold"	28
Oil Goes Round the World	29
Oil Imports and Exports	30
Oil Transportation	31
Oil Tanker Accident I	32
Oil Tanker Accident II	33
Coal	34



More About Coal	35
The Coal Connection	36
Opencast Coal-Mining	37
Coal Mining	38
Coal and the Countryside	39
Iron	40
Steel	41
The Iron Highway	42
Salt	43
More About Salt	44
Precious Water	45
The River Danube	46
Locks on the Danube	47
How Do we Make Electricity?	48
Danger - Electricity!	49
Solar Energy	50
Energy From the Wind	51
Saving Energy	52
Energy Resources	53
Acid Rain	54
Austria's Natural Resources	55
Natural Resources	56
Geography Wordsearch	57
Geography Quiz Cards (3)	58
Geography Quiz Cards (blank)	61
Geography Quiz (blank)	62
Solutions	63
Dictionary	67
Sources	69



Introduction

Welcome to Bilingual Geography. You will find information sheets for teachers, worksheets for your students, worksheets for quizzes and cards, etc. There is a dictionary at the end of the book, as well as solutions to the worksheets.

This book is based on the Core Curriculum and you will find in it the information the children need to know. Most of the worksheets are graded. You will therefore be able to individualize your lessons, giving out simple or more advanced worksheets to your students and/or making your own worksheets with the information provided. These can also be copied on overhead foil.

Everyone teaches in their own particular style and we would just like to give you some ideas that we have found useful in our own situations. A bi-lingual vocabulary book can be a useful item for students to have. Another idea is to have this at the end of their geography notebook - although this is more temporary as they are constantly filling up their notebooks and having to acquire new ones. Vocabulary is important and necessary. Geography is especially good for anchoring new words and repetition. The first year is great for this - especially with map use. Phrases like "Austria has coniferous forests - there are lots of coniferous forests in Austria" repeated often, give the children lots of confidence. We have also included worksheets about animals and plants in some sections for a more in-depth approach. Making posters for your class about various topics in English is always a very nice activity and posters in the classroom certainly anchor the English presence in the room. The section at the end includes an empty quiz chart. We have used this to revise the children's knowledge in a fun way. Asking each child one question per lesson/week, for example, doesn't take up much time and can be a valuable revision guide for the whole class.

We wish you and your students much fun and success in geography.

Sandra Fierling

Sheena Machotka



Forest

Information Sheet




A forest is a very large area of trees. Forests still cover more than a third of the land on the Earth.

There are three main types of forest: rainforest, deciduous and coniferous forests.

In the tropical zones, there are hardwood forests, and in the Northern Hemisphere there are softwood forests.




Trees give us oxygen. It is very relaxing to walk in the forest and breathe in the fresh air.




Trees on hillsides prevent mud and landslides and offer protection against avalanches.

The forest gives us wood, which we use in many ways, from building our houses, making the furniture for them, to the paper we write on.



Many developing countries face the dilemma of selling the timber from their forests, to get money to build houses, hospitals, schools, repaying their national debt - or of preserving the natural forest.



SCHOOL-SCOUT.DE



Unterrichtsmaterialien in digitaler und in gedruckter Form

Auszug aus:

Cross Curriculum Creativity - Geography - Book 4: Resources

Das komplette Material finden Sie hier:

School-Scout.de

