



SCHOOL-SCOUT.DE

Unterrichtsmaterialien in digitaler und in gedruckter Form

Auszug aus:

Writing a speech script for a persuasive public speech

Das komplette Material finden Sie hier:

[School-Scout.de](https://www.school-scout.de)





Titel: Writing a speech script for a persuasive public speech
Sekundarstufe II Gymnasium, Gesamtschule

Bestellnummer: 58964

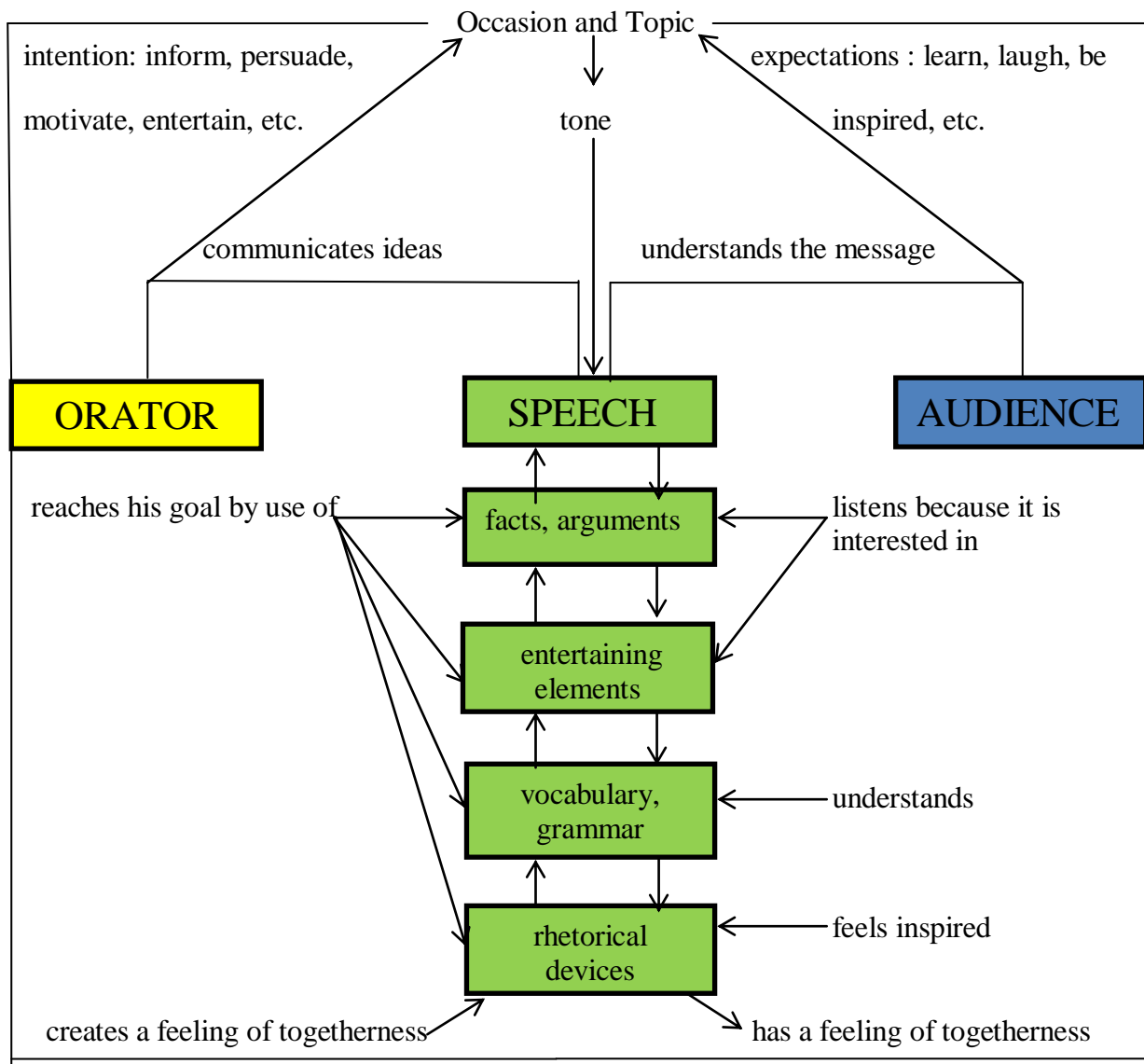
Kurzvorstellung:

- Neben der Erarbeitung der für die Erstellung eines Skripts für eine öffentliche Rede wichtigen Kriterien legt dieses Material ein weiteres Gewicht auf den Umgang mit den sprachlichen Mitteln. Die Vorlagen lassen sich teilweise auch als Folien oder Tafelbilder einsetzen und bieten so umfangreiche Anreize für die Behandlung des Themas im Englischunterricht.

Inhaltsübersicht:

- Model: Orator – Speech – Audience
- Titling a speech – From an idea to a topic
- Structure of a speech, developing the introduction, the body and the conclusion
- Using rhetorical devices and persuasive language
- Research material
- Check
- Solutions

Planning a speech: Orator – Speech – Audience



The model illustrates what the orator has to consider when planning a speech script.

Task: Study the model and list the important points.

-
-
-
-
-
-
-
-
-
-

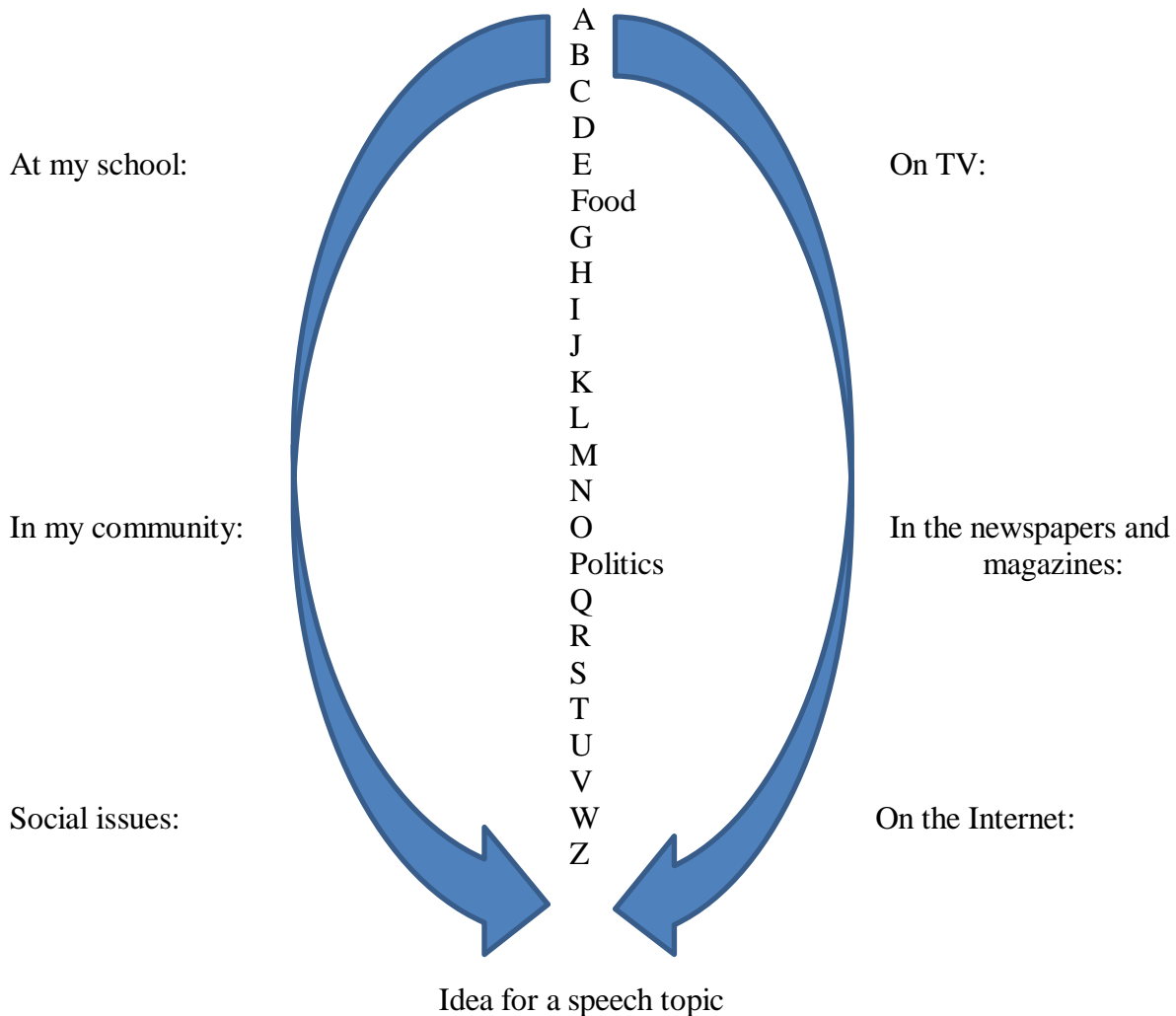
Writing a persuasive speech

Titling a speech – From an idea to a topic

Brainstorm ideas from the alphabet, from the media and from your environment

What do I care about?

What is on in the media?



Find a catchy title for one of the following topics. The title predicts the content and should build up an anticipation of wanting to know what the orator has to say.

Idea: Racism

In February 2014 three students were suspected to place a noose and a flag with a confederate battle emblem around the statue of James Meredith, the first black student at Mississippi University. The incident caused uneasiness among the students walking past the statue on the university's campus and some felt that a more aggressive attitude against bigotry should be assumed.

Sources: <http://www.nytimes.com/pages/education> 2021.02.2014; www.latimes.com/nation/nationnow 21.02.2014

Take on the role of a student at Mississippi University and find a title for a speech against racism.

Your audience: Students and teachers at Mississippi University.

.....

Idea: Animal rights

Starting from the fact that Germans slaughter 750 million animals every year, the article says that meat has worldwide enormous growth rates with dramatic consequences on hunger worldwide. Harvests are needed to fatten animals and the pressure to produce meat cheaply increases the industrialization of animal husbandry.

Source: [www.welt.de/politik/article / 23700329](http://www.welt.de/politik/article/23700329) 09.01.14

You think that this is alarming information. You want to convince your listeners that less meat should be consumed.

Your audience: A public debate on human nutrition and health.

.....

My own speech idea:

.....

My audience:

My title:

.....

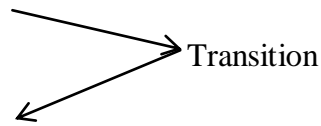
Elements that you can take into consideration when titling your speech

- A statement
- A question or a negative question (Is ... Isn't ... Do ... Can ... Will ... What ...etc.)
- An imperative (Be ...! Stop ...! Keep ... off ...!)
- Keywords or catchwords
- Rhetorical devices such as alliteration, antithesis or simile (M 4)
- A phrase from the conclusion to circle the speech
- A gerund (Missing ... means)
- A surprising image

Maybe you have another good idea for your title!

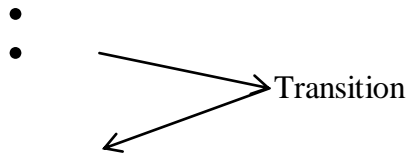
Structure of a speech

Opening

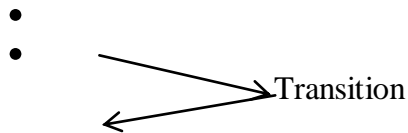


Body

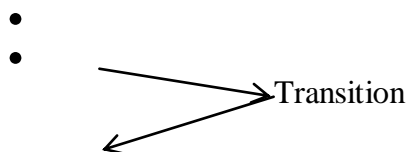
Main idea/argument 1
 Supporting idea/fact/detail 1
 Counter argument refuted 1
 (if possible)
 Supporting idea 2



Main idea/argument 2



Main idea/ argument 3



Conclusion

The body of the speech

1. Brainstorm your ideas
2. Research the topic
3. Concentrate on the most important ideas/ arguments
4. Support your arguments with facts, details, examples
5. Refute possible counter arguments
6. Refer to experiences, values, etc. typical for the listeners' background
7. Organize the speech by putting the ideas/ arguments in a logical order
8. Use persuasive words and phrases
9. Use rhetorical devices

Task 1: Research your own topic or use M1 or M2 (point 1 and 2). Structure the body of your speech (point 3-6).

Task 2: Do the exercises on persuasive language and rhetorical devices.

Task 3: Write the body of your speech according to your topic and your intention with regard to your audience. Use persuasive language and rhetorical devices (M3 and M4).



SCHOOL-SCOUT.DE

Unterrichtsmaterialien in digitaler und in gedruckter Form

Auszug aus:

Writing a speech script for a persuasive public speech

Das komplette Material finden Sie hier:

[School-Scout.de](https://www.school-scout.de)

