

SCHOOL-SCOUT.DE



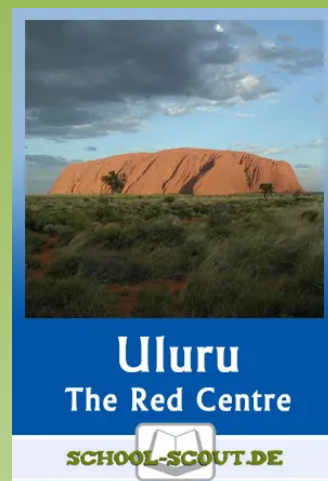
Unterrichtsmaterialien in digitaler und in gedruckter Form

Auszug aus:

Uluru - Exploring the Red Centre

Das komplette Material finden Sie hier:

School-Scout.de



Uluru – Exploring the Red Centre

Kurzvorstellung

Mit diesem Material erhalten die Schüler*innen einen reichhaltigen Einblick in das Gebiet des „Red Centre“, einer faszinierenden Region im Zentrum Australiens, die für ihre atemberaubende rote Landschaft und ihre kulturelle Bedeutung bekannt ist. Die Region erstreckt sich hauptsächlich über das Northern Territory und umfasst einige der bekanntesten Sehenswürdigkeiten des Landes.

Die Schüler*innen erforschen die Gegend rund um Uluru, auch bekannt als Ayers Rock. Da bei der Bearbeitung der Aufgaben unterschiedliche Lernbereiche angesprochen werden, erweitern die Schüler*innen sowohl ihr landeskundliches Wissen als auch ihre Sprachfertigkeit durch abwechslungsreiche Lernerfahrungen. Mithilfe eines Videos, variativen Texten und dem sprachproduktiven Agieren in verschiedenen Gesprächssituationen wird das Gebiet um Uluru vertieft erforscht. Durch die vielfältigen Aufgabenformate und Themen, die - soweit möglich - miteinander vernetzt sind, sollte es allen Schüler*innen gelingen, einen individuellen Zugang zu diesem besonderen Ort zu finden, an dem Besucher die Schönheit der Natur erleben und die kulturellen Schätze der Aborigines entdecken können.

Die Aufgaben können unabhängig vom bzw. ergänzend zum Lehrwerk eingesetzt werden, eignen sich zur Differenzierung und auch zum Einsatz in Freiarbeit. Das Niveau orientiert sich an dem der Mittelschule (M) in Bayern und das Material ist, passend zum jeweiligen Lehrplan und Niveau der Lerngruppe, auch für andere Schulformen geeignet.

Inhaltsübersicht

Das **Viewing „Outback, Uluru/Ayers Rock Aboriginal People“** ermöglicht einen zielführenden Einstieg in das Rahmenthema. Passende Aufgaben zum HSV und eine Übersicht zur Erarbeitung von unbekanntem Wortschatz unterstützen das Verständnis.

Mit vier verschiedenen **Readings** zu **„4 Day Outback Escape“**, **„Uluru Camel Tour Sunset“**, **„Uluru Camel Tours Reviews“** und **„Bush Tucker“** vertiefen die Schüler*innen ihr landeskundliches Wissen. Unterschiedliche Aufgabenformate unterstützen die Erarbeitung des Inhalts. Die Schüler erweitern ihren Wortschatz, erarbeiten Fragen, schreiben einen Artikel oder gestalten und präsentieren ein Poster.

Sprachmittlung schriftlich: Mit der Beschreibung der **„Field of Light Tour“** wird das Rahmenthema nochmals durchdrungen und das Textverständnis durch das Vervollständigen einer Tabelle in Deutsch überprüft. Auch hier erarbeiten die Schüler unbekanntes Wortschatz selbst, mit einem Partner oder in Gruppen.

Speaking (Sprachmittlung mündlich): Die Schüler*innen agieren in unterschiedlichen Gesprächssituationen als Sprachmittler zu den Themen: **„Looking for a tour“**, **„Welcome to „4-Day Outback Escape“** und **„On the bus“**. Unterstützt werden die Speaking Tasks durch ergänzendes Vokabular zu **„Tourism“**.

Einsatzmöglichkeiten und Kompetenzen

Klassenstufen: 8, 9 und 10

Dauer: etwa 8 Unterrichtseinheiten

Kompetenzprofil

Interkulturelle Kompetenz: Die Schüler*innen erweitern ihr Orientierungswissen zu kulturellen, gesellschaftlichen und lebensraumbezogenen Kenntnissen zu Australien.

Leseverstehen: Die Schüler*innen verstehen längere, sachliche Texte inhaltlich und sprachlich.

Sprachmittlung: Die Schüler*innen übertragen gesprochene/gelesene Informationen sinngemäß mündlich in die jeweils andere Sprache sowie schriftlich ins Deutsche. Sie wenden dabei bekannte Sprachmittlungsstrategien, Markierungs- und Texterschließungstechniken an.

Text- und Medienkompetenz: Die Schüler*innen verstehen kontinuierliche und diskontinuierliche Texte.

Methodische Kompetenzen: Die Schüler*innen wenden Hör- und Lesetechniken an, um Einzelheiten zu entnehmen, achten auf den Kontext, greifen auf thematisches und sprachliches Vorwissen zurück und notieren hilfreiche Stichworte.

Thematische Bereiche

Landeskunde Australia, Uluru/Ayers Rock, Red Centre, Australian Outback, Oral Mediation, Written Mediation, Leseverstehen, Wortschatz

Medien und Zusatzmaterial

Video (YouTube), Texte, Merkblätter zu useful mediation strategies expressions, themenrelevante Wortschatzerweiterung (tourism)

Stundenübersicht

1. UE Viewing (Outback, Uluru, Ayers Rock, Aborigines)
Oral Mediation (Looking for a tour)
2. – 3. UE Reading and Mediation (4-Day Outback Escape)
Oral Mediation (Welcome to the 4-Day Outback Escape)
4. – 5. UE Reading Sachtext (Uluru Camel Tour Sunset)
Reading Kurztex te (Uluru Camel Tour Sunset Reviews)
6. – 7. UE Oral Mediation (On the bus)
TMK - diskontinuierliche Textfelder (Field of Light)
8. UE Reading Text (Bush Tucker)



Australia

Exploring the Red Centre

Uluru



Reading

4 Day Outback Escape
 Uluru Camel Tour Sunset
 Uluru Camel Tours Reviews
 Bush Tucker

Viewing

Outback, Uluru/Ayers Rock
 Aboriginal People



Mediation Training

- ✓ Looking for a tour
- ✓ Welcome to "4-Day Outback Escape"
- ✓ On the bus



Written Mediation Tasks

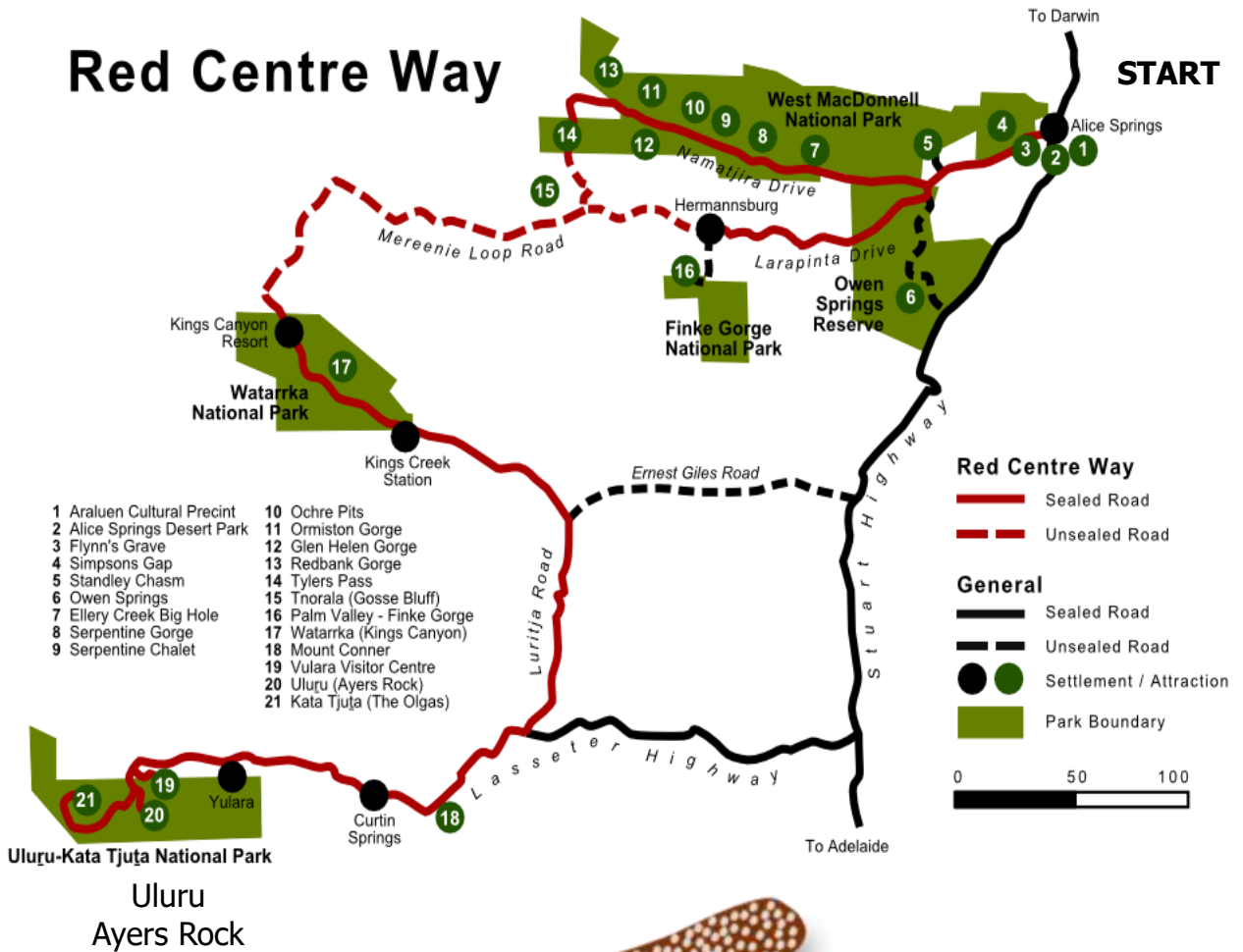
Field of Light Tour Pass

Additional Vocabulary
 Tourism



Exploring the Red Centre - Uluru

Australia



Scenario

You are travelling around the Red Centre together with your family. Unfortunately, your family doesn't speak English and will sometimes need your help.



OUTBACK, ULURU, AYERS ROCK, ABORIGINES - Australia

<https://youtu.be/4b-2PEePU5s>

Task: Watch, listen and complete the gaps.

The Outback is a term used to describe Australian regions far away from civilization.

Most of the Outback is in the states of and the However, also Queensland, South Australia and New South Wales have a share in this primeval landscape.

The size of the Outback is more than bigger than Germany, which is enormous. This Hinterland offers very spectacular landscapes, often in bright red colour. This is where the term comes from, as Australia is often called.

The climate in the Outback is extreme. On the one hand, there are extremely hot regions in Western Australia where it often does not rain On the other hand, the eastern regions of the state of Queensland are home to rainforests.

A primary gateway to the Outback is the city of Broome, located in the of Western Australia. This vibrant tourist town offers beaches as well as the scenery of the Kimberley Region.

Another access point to the Outback is the city of Darwin. This modern humid tropical city is located on the North Coast of Australia. It is the of the Northern Territory.

However, the desert city of Alice Springs is considered the real capital of the Outback. The city is situated in the geographical centre of Australia and is home to approximately inhabitants. Alice Springs is so isolated that the distance to the next big city is more than kilometres.

There are the Royal Flying Doctors to provide the approximately 800,000 inhabitants of the vast Outback with care.

Our next destination is located about 340 kilometres Southwest of Alice Springs, the famous rock Uluru, the of Australia.

The Aborigines mostly lived as and They were very of animals and plants and kept this lifestyle for thousands of years.

Mediation Strategies

How to solve translation problems

How to deal with words for which you don't know the exact translation.

1. Explain the meaning of the word

... something that

... someone who ...

... a thing that ...

... an animal that ...

... a person who ...

... a place where ...

„Aborigines“ are people who lived ...

„A suitcase“ is something that you take for ...

“A waiter” is a person who takes ...

2. Use a synonym (word with the same meaning)

... is another word for

... is the same as ...

“arrive” is another word for reach, when go to some place.

“begin” is the same as start

3. Use the opposite (word with contrary meaning)

... is the opposite of ...

„cheap“ is the opposite to expensive

4. Use a general word for a special word

... are all ...

yell / shout / scream / shriek are all words for speaking loudly.

5. Use a comparison

... is / are like ...

... that's when ...












Using a camper is like using our caravan.

Take away, that's when you order food and take it to another place to eat.

Exploring the Red Centre

"Looking for a Tour"

You arrived at Alice Springs. You are at the hotel, and your father wants to ask about tours in the Red Desert at the reception.

Receptionist	Dolmetscher (You)	Your dad
G'day, my name is Pat. How can I help you?		
		Guten Tag. Wir würden uns gerne über Touren im Red Desert informieren. Können Sie uns da etwas empfehlen?
But of course. We have some excellent tour operators here who offer very different tours. What did you have in mind?		
		Wir haben eigentlich keine konkreten Vorstellungen und wollten uns einfach spontan für ein Angebot entscheiden.
I understand. Well, then perhaps it would be best if I gave you some brochures and you look at them at your leisure first. When you have decided on something, I will be happy to help you with the booking.		
		Ja, das machen wir. Gibt es die Prospekte auch in Deutsch? Leider spricht nur unser Sohn Englisch und es wäre hilfreich, wenn er nicht alles für uns übersetzen müsste.
Of course, I understand that. Unfortunately, most German tourists are travelling in a tour group and have booked the tours in advance, and that's why we don't have any German brochures here.		
		Na gut, da kann man nichts machen. Gibt es einen Anbieter, den Sie uns vielleicht besonders empfehlen können?
Well, we don't advertise specific providers. But I know that most of our guests book their excursions with Emu Run.		
		Schön, dann werden wir uns diese Angebote genauer ansehen. Es gibt anscheinend viele unterschiedliche Touren. Da ist es nicht leicht, uns zu entscheiden.
No problem. Take your time. I am sure you will find something suitable.		

Exploring the Red Centre

"4-Day Outback Escape"

Task: You particularly like a tour into the heart of Australia. Take notes and describe some of the highlights of this activity-packed four-day tour for your parents.

Reasons to book this tour in short:

1. This trip is longer than most, so you can enjoy even the most remote parts of Australia's nature.
2. We'll stop at heritage sites where ancient cultural practices are still a part of Aboriginal life, and you can take breathtaking photos.
3. You'll meet Aboriginal people and learn about their arts and craftwork.
4. At "Sails in the Desert" within Ayers Rock Resort, you can enjoy drinks and canapés and watch the beautiful sunset at Uluru.
5. Our tour guides are friendly and professional, and they'll lead you on a once-in-a-lifetime adventure that you'll never forget.



Your Tour Plan

On **the first day** of your trip, we will pick you up from your hotel in Alice Springs at around 8 am. We'll stop for a quick tea break on the way to Uluru. When we reach Ayers Rock Resort, you'll have time for lunch before we check in at the "Sails in the Desert Hotel".

In the afternoon, we'll take you to Uluru, where you can take short walks and learn about the unique stories and traditions of the area. You'll also enjoy some yummy drinks and snacks while watching the sunset.

Once it's dark, we'll take you back to the hotel, where you can enjoy a tasty 3-course dinner. Get ready for a fun-filled day full of adventure, exploring, and amazing experiences in the heart of the Australian Outback!

Exploring the Red Centre



Task: After reading the tour description, mark/underline and take notes of the main highlights/activities in English.

Day 1

Morning:.....

.....

Afternoon:

.....

Evening:

.....

Day 2

Morning:.....

.....

Afternoon:

.....

Rest of the day:

.....

Exploring the Red Centre



Aufgabe: Nachdem du dir auf Englisch Notizen gemacht hast, übersetze diese jetzt bitte ins Deutsche.

Tag 1

Vormittag:.....

.....

Nachmittag:

.....

Abend:

.....

Tag 2

Vormittag:.....

.....

Nachmittag:

.....

Abend:

.....

Tourism

Additional Vocabulary

Unknown word/phrase	Meaning
activities	things to do
architecture	design of a building
attractions	places for tourists to see
conveniences	things that make life easier
custom	something people of a region do often
en route	on the way
exception	something/ someone that does not follow the usual rules or expectations
exhibition	objects (i.e. art) displayed for a short time for the public to view
highlight	the best part
locals	people who live in an area
location	place where something can be found
map	shows roads and directions to places
necessities	things that people need for every day living
original state	the way something appeared from the beginning
questions or concerns	things that tourists may want to say or ask
request	something that has been asked for politely

"Uluru Camel Tours" - Reviews

The tour guide asks you to leave a tour review on their website. You want to check what others have written before you publish your comments there.

"The camel sunset tour was the highlight of my trip to Uluru. The guides were knowledgeable and friendly, and the camels were well-trained and gentle. Watching the sunset with champagne and snacks was a once-in-a-lifetime experience."

Sam Miller, March 2023



"I was a little nervous about riding a camel, but the staff put me at ease and made sure I was comfortable before we set off. The tour was informative and enjoyable, and the scenery was breathtaking. I would highly recommend this tour."

Keri L., January 2023



"While the scenery and guides were great, I found the camel ride to be uncomfortable and a little scary at times. I wasn't expecting the swaying and bouncing of the camel, and it was hard to keep my balance. If you're not used to riding camels, be prepared for a bit of discomfort."

Betty Brent, February 2023



"I've been on many tours before, but the Uluru Camel Sunset Tour was truly unique. Riding a camel through the Outback at sunset is an experience I will never forget. The guides were informative and entertaining, and the whole tour was well-organized. I would definitely recommend it."

Tom Lancaster, Jan. 2023



"The price of the tour was a bit steep for what you get. While the camel ride was definitely unique, the tour didn't offer much more than a basic history lesson and some snacks. I would have liked to see more interactive elements or activities to make it feel more worth the money."

Annette M., Feb. 2023

"While the sunset views were beautiful, the tour felt a bit rushed. We didn't have much time to explore the Waterhole or take in the scenery along the way, and it would have been nice to have more time to appreciate the surroundings."

Charly S., March 2023

Field of Light Tour

Duration

- Tour duration is approx. 1.5 hours

Pricing

- \$45 /adult, \$32 /child. For travel between 1st Mar 2023 - 31st Oct 2023
- Get up to \$10 cashback per person when you book with backpacker deals.

Overview

The field of light glows. As far as the eye can see, soft colours illuminate the desert. The aptly named Tili Wiru Tjuta Nyakutjaku or "Looking at lots of beautiful lights" exhibition by artist Munro is his most significant work to date. With its overwhelming size, covering more than seven football fields, it invites guests to indulge in its fantasy garden of 50 000 balls of light as the lights move through a desert colour spectrum of ochre, deep purple, blue and soft white.

Travelling with children

1. If you're travelling with children under two years of age, bookings must be made through the Voyages Travel Centre; call or email us.
2. Due to rough or uneven terrain that could make for unsafe conditions, prams are unfortunately not permitted at the site.

Food

Tea, coffee, or hot chocolate as you watch the light show.

Special Service

Convenient pick-up and return transfers from selected Ayers Rock Resort accommodation.

What's included

- Entrance to Field of Light exhibition
- Self-guided walk-through the Field of Light after dark
- shuttle bus
- Tour departs 30 minutes after sunset

What to take with you

1. Enclosed walking shoes
2. Warm layers in cooler months
3. Flynet in summer months (optional)
4. Water bottle
5. Camera

Restrictions

1. This pass does not give access to the raised viewing area with views of Uluru.
2. The exhibition is located in a remote area away from the Resort and is not accessible unless booked onto one of the tours.



SCHOOL-SCOUT.DE

Unterrichtsmaterialien in digitaler und in gedruckter Form

Auszug aus:

Uluru - Exploring the Red Centre

Das komplette Material finden Sie hier:

School-Scout.de

