



SCHOOL-SCOUT.DE

Unterrichtsmaterialien in digitaler und in gedruckter Form

Auszug aus:

Themenpaket: Muster legen




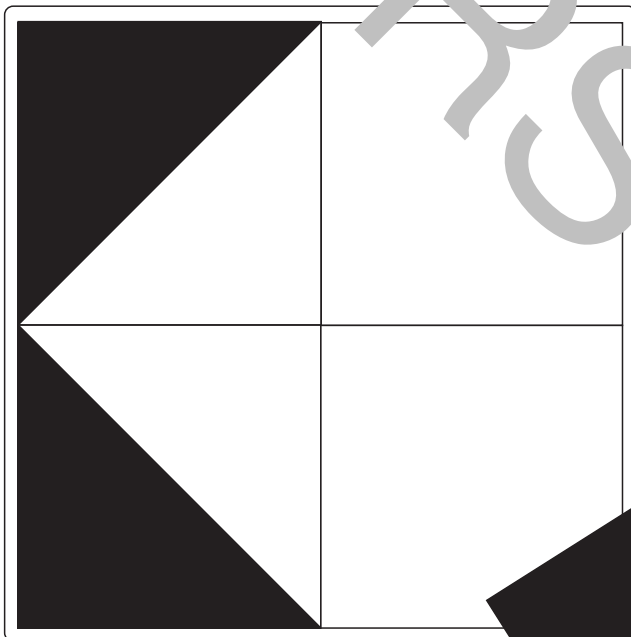
Das komplette Material finden Sie hier:

School-Scout.de





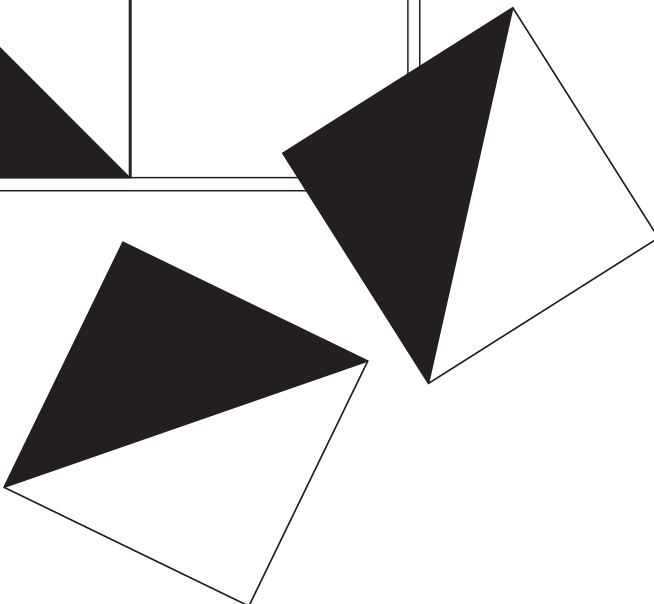
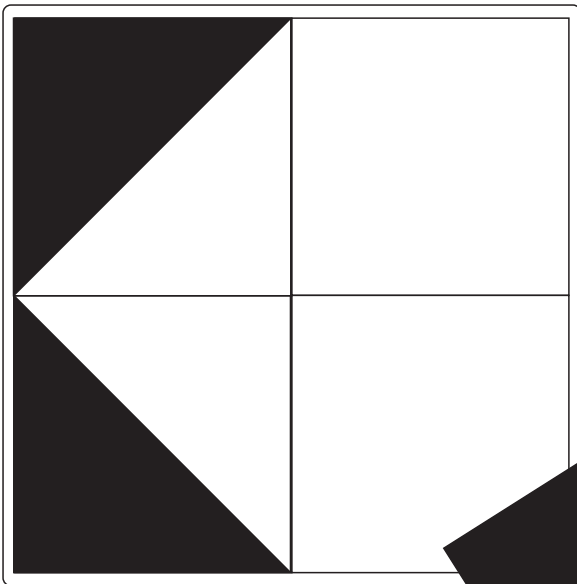

Muster legen im 4er Feld



Muster legen


im 4er Feld

Name: _____



Muster legen

Aufgabenübersicht:



Nr.1	Nr.2	Nr.3
Nr.4	Nr.5	Nr.6
Nr.7	Nr.8	Nr.9
Nr.10	Nr.11	Nr.12
Nr.13	Nr.14	Nr.15
Nr.16	Nr.17	Nr.18
Nr.19	Nr.20	Nr.21
Nr.22	Nr.23	Nr.24
Nr.25	Nr.26	Nr.27
Nr.28	Nr.29	Nr.30







Name:


Datum:

Muster legen 2

Schneide die Teile aus und lege das Muster nach.



VORBRISCHTAU






Name:

Datum:





Muster legen 5

Schneide die Teile aus und lege das Muster nach.





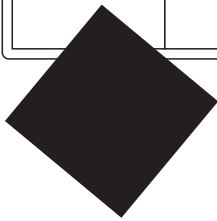


Muster legen im 9er Feld



Muster legen

im 9er Feld

Name: _____




Muster legen im 9er Feld
© Geraldine Kalberla

www.lern-kiste.de



Muster legen

Aufgabenübersicht:



Nr.1	Nr.2	Nr.3	Nr.4	Nr.5
Nr.6	Nr.7	Nr.8	Nr.9	Nr.10
Nr.11	Nr.12	Nr.13	Nr.14	Nr.15
Nr.16	Nr.17	Nr.18	Nr.19	Nr.20
Nr.21	Nr.22	Nr.23	Nr.24	Nr.25
Nr.26	Nr.27	Nr.28	Nr.29	Nr.30

Muster legen im 9er Feld
© Geraldine Kalberla

www.lern-kiste.de



LEARN KISTE



SCHOOL-SCOUT.DE

Unterrichtsmaterialien in digitaler und in gedruckter Form

Auszug aus:

Themenpaket: Muster legen

Das komplette Material finden Sie hier:

School-Scout.de

